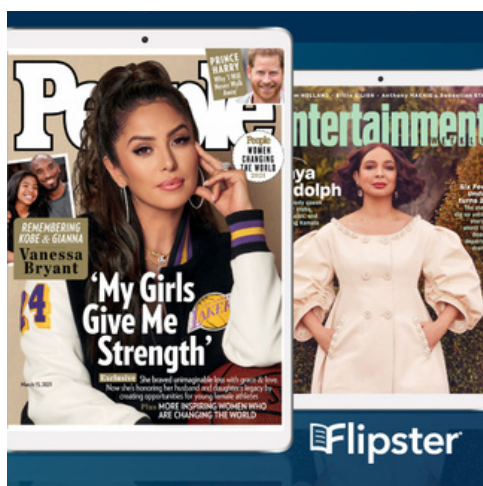




HOW TO GUIDE DIGITAL COLLECTIONS



AVAILABLE FOR YOU

Lake Bluff Library cardholders can access digital collections to borrow ematerials such as ebooks, audiobooks, magazines, comics, music, movies, and TV shows! Get started today!






Access ebooks, audiobooks, and magazines

Getting started

1. Install the **Libby** app from the App Store on your iOS device.
2. In Libby, follow the prompts to find your library and sign in with a valid library card.
3. Browse your library's collection and borrow a title.
4. Borrowed titles appear on your **Shelf** and download to the app automatically when you're on Wi-Fi, so you can read them when you're offline.

More you can do

On your **Shelf** () , tap **Loans** at the top of the screen. From there, you can:


- Tap **Read With...** to choose whether you'd like to open a book in Kindle or Libby
- Tap **Open In Libby** to start reading or listening in the app
- Tap **Manage Loan** to see options like **Renew Loan** and **Return Early**

Access ebooks, audiobooks, comics, movies, and music

Getting started

1. Install the **Hoopla** app from the App Store on your iOS device.
2. Sign up with your library card and create an account. You'll use the username and password you set to log into Hoopla going forward.
3. Browse the collection and borrow a title.
Remember, each person is limited to 8 borrows per month, so choose carefully!
4. Tap **Read** or **Play** to enjoy!

More you can do

- Tap on **Borrowed** to view your current titles
- Use the **Search** function to look up titles
- Tap the  icon next to a title to add it to your **Favorites**
- Tap on **Download to Your Device** for offline use

For more help with Hoopla, visit [HooplaDigital.com/Help](https://www.hoopladigital.com/help)

Access movies and TV shows

Getting started

1. Install the **Kanopy** app from the App Store on your iOS device.
2. Open the app, tap **Get Started**, then **Find Library**.
3. Share your location or search manually for Lake Bluff Public Library. Tap **Select This Library**.
4. Enter your library card number and tap **Next**.
5. Complete the signup process by creating your Kanopy account, either through your Google or Facebook login, or directly on Kanopy using your email address and password.
6. After creating your account, you'll receive a verification email in your inbox. Click on the link in this email to verify your email address.
7. You're all set! Select a film to start watching. Each person has 8 plays per month, so choose carefully!

More you can do

- Use the **Search** function to look up titles
- Tap the **+** icon below a title to add it to your **Watchlist**




Access magazines

Getting started

1. Install the **Flipster** app from the App Store on your iOS device.
2. Open the app and tap **Get Started**.
3. Share your location or search manually for Lake Bluff Public Library. Tap **Select This Library**.
4. Enter your library card number and tap **Sign In**.
5. Browse the collection and choose titles to download. Magazines check out for 7 days.

More you can do

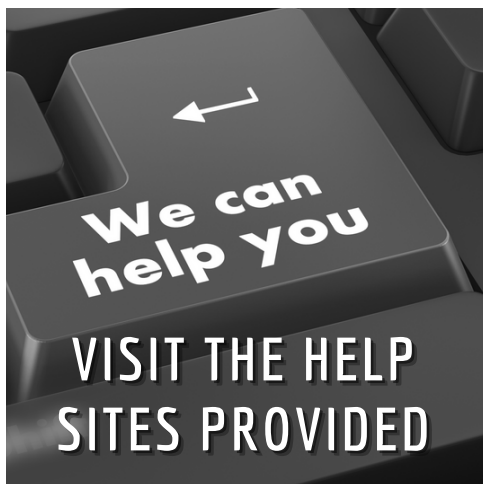
- Use the  icon to search for titles
- Browse **Categories** to find specific subjects
- Tap on a magazine cover to see back issues available for download
- Tap **My Stuff** to see your downloaded magazines

ADDITIONAL RESOURCES

Is something not working for you? Try one of the resources below for more instructions and information!

VISIT OUR WEBSITE

Find additional instructions and links to video tutorials at LakeBluffLibrary.org/Ebooks



VISIT THE HELP
SITES PROVIDED



ASK A LIBRARIAN

RECIPROCAL BORROWERS

Ematerials may be available to you through your home library. Visit their website to find out!



YOUR LIBRARY



ANYWHERE