

ADVANCED SEARCH



What is Advanced Search?

An advanced search is the opposite of a keyword search. A keyword search will search many elements of a record for your search term; an advanced search will only search for your search terms in the fields that you specify.

Why would I use an Advanced Search?

Advanced Search can be very useful for specific or complicated searches. For example, you might use Advanced Search if you wanted to search for action movies that do not star Bruce Willis. Or, if you're looking for Madonna songs, you could use Advanced Search to make sure that your results only show titles by Madonna and exclude irrelevant results like "Lady Madonna" by the Beatles.

Do I have to do an Advanced Search if I want to narrow my results?

Nope! You can do a regular keyword search and narrow your results by using the facets on the left hand side of the results page. For more information on sorting your results without Advanced Search, see our tutorial on Searching the Catalog.

How do I go about using Advanced Search?

The Advanced Search option is located under the catalog's search bar. Click on it to open Advanced Search.

Search



Advanced Search

The Advanced Search screen looks like this:

Advanced Search [Basic Search](#)

[-(potter, harry) d:(wizards) d:(magic | fantasy) f:a c:3 l:eng y:[1997-2014]

Subject

AND Subject X

OR Subject X

NOT Keyword X

Add boolean:

Format: + Language: +

Collection: + Year: to

Location: +

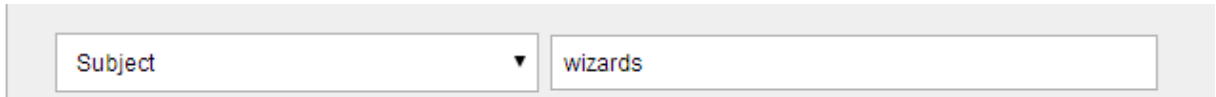
[Reset search](#)

You will notice that at the top of the screen, there's a greyed out box that looks like this:

```
-(potter, harry) d:(wizards) d:(magic | fantasy) f:a c:3 l:eng y:[1997-2014]
```

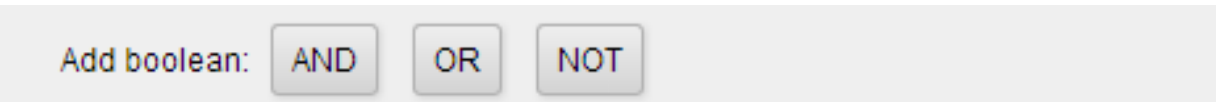
The purpose of this box is to show you the structure of your search query the way that the computer will be searching for it. You can't really do anything with this box, so you don't even have to pay attention to it if you do not want to.

Let's look at the next field:



A search interface with a dropdown menu on the left showing 'Subject' and a text input box on the right containing the word 'wizards'.

The drop down box on the left tells the catalog what field to search; you type in your search term in the box on the right. In this case, it is searching for records that have "wizards" listed as a subject.

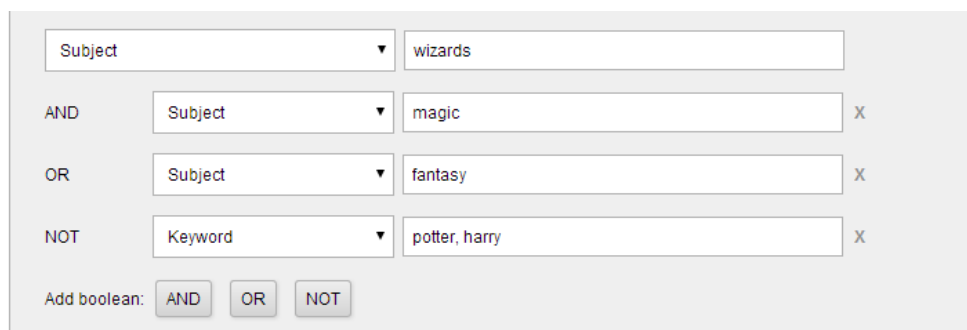


A section for adding Boolean terms, featuring the text 'Add boolean:' followed by three buttons labeled 'AND', 'OR', and 'NOT'.

You can make your query more complex by adding Boolean terms, which can include or exclude certain information. Advanced Search uses three Boolean terms:

- AND—Searches for items that contain both search terms. Searching for "Wizards" AND "Magic" will return records that have both search terms; if a record only has "Wizards" and not "Magic", it will not show up as a result unless you use...
- OR — Searches for items that contain either or both of the search terms.
- NOT — Specifies what terms you do not want to appear in your search results.

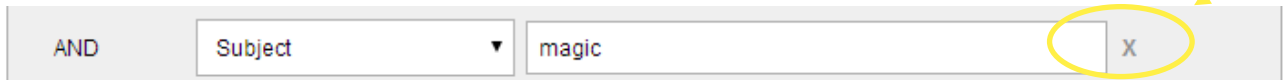
Here's what the search looks like after adding Boolean terms:



A complex search interface with a main search field and three Boolean search fields. The main field is 'Subject' with 'wizards'. The first Boolean field is 'AND' with 'Subject' and 'magic'. The second Boolean field is 'OR' with 'Subject' and 'fantasy'. The third Boolean field is 'NOT' with 'Keyword' and 'potter, harry'. There are 'X' icons to the right of each Boolean field and 'Add boolean:' buttons at the bottom.

This search query will retrieve records that "wizards" listed somewhere in their subject. They must also have magic or fantasy listed as a subject. It will not retrieve any records that include "Potter, Harry" as a keyword.

If you want to remove a Boolean term from your search, just click the 'x' next to the box.



AND Subject magic x

You can also limit your search to certain collections, formats, languages, or years of publication.



Format: Book + Language: English +
Collection: Juvenile + Year: 1997 to 2014
Location: ANY +

Search [Reset search](#)

You don't have to search one format or one collection. Click on the plus sign to the right of the drop down box to add an additional field.



Format: Blu-ray +
DVD x

Once you have set up your parameters, click on the search button to run your search.