

# HOW TO GUIDE DIGITAL COLLECTIONS



LAKE BLUFF  
PUBLIC LIBRARY

## Desktop





## Laptop



# AVAILABLE FOR YOU

Lake Bluff Library cardholders can access digital collections to borrow ematerials such as ebooks, audiobooks, magazines, comics, music, movies, and TV shows. Get started today!




## 24/7 ACCESS TO YOUR LIBRARY

Your next favorite read is only a click away!



Access ebooks, audiobooks, comics, and magazines

## Getting started

1. Visit [DLIL.Overdrive.com](http://DLIL.Overdrive.com) and click **Sign In**.
2. Select **Lake Bluff Library** from the drop down menu. Enter your library card number and click **Sign In**.
3. Browse your library's collection and borrow a title.
4. Borrowed titles appear on your **Loans** page. Click on the  icon to see your loans.

## More you can do

From your **Loans** page, you can:

- Choose whether you'd like to **Read now in browser**, **Download**, or **Read now with Kindle\***
- **Renew** eligible titles and **Return** titles early
- See the remaining time on your loans
- View your **Holds**, **Wish List**, **History**, and more

\*see Kindle instructions for details


For more help with OverDrive, visit [Help.Overdrive.com](http://Help.Overdrive.com)

Access ebooks, audiobooks, comics, movies, and music

## Getting started

1. Visit [HooplaDigital.com](https://www.hoopladigital.com) and click **Get Started Today**.
2. Sign up with your library card and create an account. You'll use the username and password you set to log into Hoopla going forward.
3. Browse the collection. Click on a title's cover and then click **Borrow**. Remember, each person is limited to 6 borrows per month, so choose carefully.
4. Click **Read** or **Play** to enjoy!

## More you can do

- Click on **My hoopla** to view your **Currently Borrowed** items, **Favorites**, and **History**
- Use the search bar to look up titles
- Click the  icon above a title to add it to your **Favorites**

For more help with Hoopla, visit [HooplaDigital.com/Help](https://www.hoopladigital.com/Help)

## Access movies and TV shows

### Getting started

1. Visit [LakeBluffLibrary.Kanopy.com](https://LakeBluffLibrary.Kanopy.com)
2. Click **Add Library Card**. Enter your library card number.
3. Complete the signup process by creating your Kanopy account, either through your Google or Apple login, or directly on Kanopy using your email address and password.
4. After creating your account, you'll receive a verification email in your inbox. Click on the link in this email to verify your email address.
5. You're all set! Select a film to start watching. Each person has 24 tickets per month. Ticket cost varies by item.

### More you can do

- Use the **Search** and **Browse** functions to find titles
- Hover over a title and click **+My List** to add it to your **Watchlist**

# COMPARISON CHART

Features	Libby	Hoopla	Kanopy
Access ebooks, audiobooks, comics, and magazines	Yes	Yes	No
Access movies and TV shows	No	Yes	Yes
Access music	No	Yes	No
Instant access with no waiting on hold	No	Yes	Yes
Borrowing limit	10 items at one time	6 borrows per month	24 tickets per month (ticket value varies by item)
Request titles be added to library	Yes	No	No
Download items for offline use	Yes	Yes	No



# ADDITIONAL RESOURCES

Is something not working for you? Try one of the resources below for more instructions and information.

## VISIT OUR WEBSITE

Find additional instructions and links to video tutorials at [LakeBluffLibrary.org/Ebooks](http://LakeBluffLibrary.org/Ebooks)



VISIT THE HELP  
SITES PROVIDED



ASK A LIBRARIAN

## RECIPROCAL BORROWERS

Ematerials may be available to you through your home library. Visit their website to find out!



YOUR LIBRARY



ANYWHERE